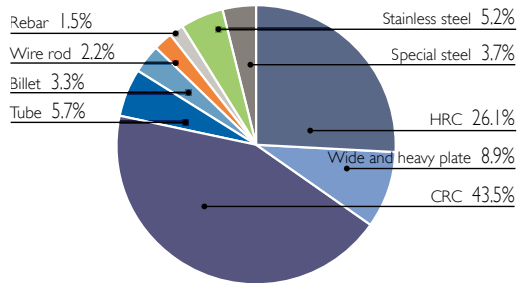


## IX. Sales

Sales in 2011

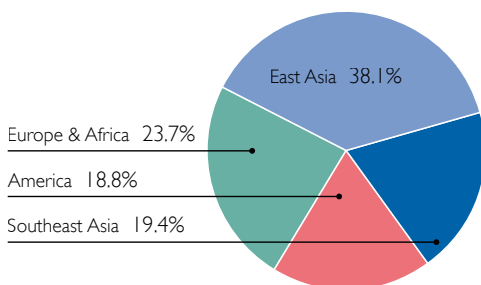


### Sales Volume of Finished Products and Billets

	2008	2009	2010	2011
				Unit: Kiloton
Carbon steel	21,333	20,658	23,356	23,860
HRC	8,697	6,453	6,691	6,821
Heavy plate	1,710	2,280	2,191	2,318
CRC	7,884	8,839	10,982	11,384
Steel tube	1,470	1,660	1,676	1,500
Billet	592	466	795	871
Wire rod	532	461	601	577
Rebar	448	499	420	389
Stainless steel	965	1,262	1,343	1,353
HRC	488	639	609	513
CRC	454	613	732	836
Special steel	824	762	989	962
Total	23,122	22,682	25,688	26,175

- Note: 1. The statistics in the table included those of iron and steel business only, while non-steel businesses were excluded.
2. The figures in the table of 2008, 2009, 2010 and 2011 included the 1.745 million, 1.69million, 1.823 million and 2.024 million tons of CRC products that BNA sold in the respective years, but the 1.435 million, 1.437 million, 1.396 million and 1.652 million tons of HRC products the Company sold to the BNA in the four respective years were not included.

Export breakdown by region in 2011



## Market Shares of Major Products

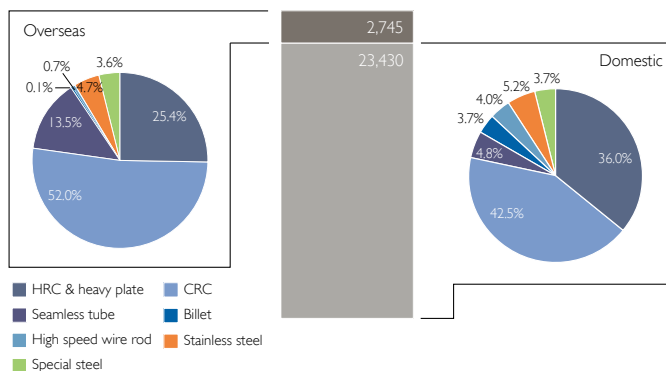
	2008	2009	2010	2011
Cold-rolled auto sheet	50%	50%	51%	49.5%
Home appliance sheet <sup>[Note]</sup>	37%	37%	31%	29%
Tin plate	22%	28%	31%	26%
NGO silicon steel	18%	22%	21%	19%
High-pressure alloy boiler tube	22%	21%	22%	22%
Industrial stainless sheets	18%	12%	10%	10%

Note: Starting from 2011, the statistic content was changed to the "occupancy of key users of home appliance sheets".

## Breakdown by Region

Unit: Kiloton

	2008	2009	2010	2011
Home	20,248	20,955	23,354	23,430
Abroad	2,565	1,727	2,334	2,745
East Asia	1,160	815	1,130	1,046
Southeast Asia	541	363	448	533
America	410	216	313	516
Europe & Africa	454	333	443	651
Total	22,813	22,682	25,688	26,175



## Domestic Sales Breakdown by Product

	Unit: Kiloton			
	2008	2009	2010	2011
Carbon steel	18,625	19,039	21,254	21,344
HRC & heavy plate	10,623	7,988	8,089	8,443
CRC	5,299	8,147	9,987	9,958
Steel pipe	1,185	1,494	1,381	1,129
Billet	581	457	792	867
High-speed wire rod	937	953	1,005	947
Stainless steel	902	1,177	1,182	1,223
Special steel	721	739	918	862
<b>Total</b>	<b>20,248</b>	<b>20,955</b>	<b>23,354</b>	<b>23,430</b>

## Overseas Sales Breakdown by Product

	Unit: Kiloton			
	2008	2009	2010	2011
Carbon steel	2,398	1,619	2,102	2,516
HRC & heavy plate	1,219	745	793	696
CRC	840	692	995	1,426
Steel pipe	286	166	295	371
Billet	11	9	3	3
High-speed wire rod	43	7	16	19
Stainless steel	63	85	161	130
Special steel	103	23	71	100
<b>Total</b>	<b>2,565</b>	<b>1,727</b>	<b>2,334</b>	<b>2,745</b>